

HX10M 540

HIGH LIFT PALLET TRUCK - MANUAL



HX10 M


The HX10M scissor Lift makes possible an easy and light lifting to a height of 800 mm, becoming a practical work platform, suitable for places such as machine workshops.

This pallet truck is also able to carry out the support function and material supply along the assembly and production lines.



CONTROL LEVER

The handle offers an ergonomic tiller and a 3 positions control lever. The special lowering valve allows you to smoothly lower the load.



HYDRAULIC UNIT

Resistant and reliable one piece cast iron pump including:

- TWO-STAGE TELESCOPIC LIFTING PISTON: to allow working with low profile frame granting lightness and better operator visibility.
- MAXIMUM PRESSURE VALVE: safety device that ensures the transpallet against overloads. When the pressure inside the hydraulic circuit exceeds the set calibration value according to the maximum nominal flow, the valve automatically locks the forks.
- PROPORTIONAL LOWERING VALVE: lowering speed can be proportionally controlled according to the lever position on the tiller. Perfect working tool to carry fragile and delicate loads like crystal, glass and ceramics.



FRONT AND REAR STABILIZERS

The new control linkage makes possible the entry on the closed side of the pallet by a slight lifting, which facilitates the successive handling phases.

Furthermore, greater machine stability is achieved by using load rollers in a more advanced position and providing front stabilizers as standard.

Work is made even more stable and safer with the rear stabilizers, also when the working height exceeds the 400 mm and in the case of heavy objects.



CONFIGURATION


STANDARD:

Nylon polyurethane steering wheels and polyurethane rollers

Quick lift. The perfect tool to lift quicker your loads up to 150 kg. The hydraulic pump is specifically engineered to cut by half the job time and increase efficiency.

OPTIONAL:

Rubber steering wheels



Descriere

1.1 Producător			LIFTER
1.3 Comandă			Manual
1.4 Poziție operare			Pedestru
1.5 Capacitate maximă	Q	Kg	1000
1.6 Distanța la centrul de aplicare al sarcinii	c	mm	600
1.8 Sarcina de la osie la capătul furcilor	x	mm	993
1.9 Ampatament	y	mm	1231

Greutăți

2.1 Greutate de operare (acumulator inclus)		Kg	104
2.2 Sarcină osie, încărcare pe spate		Kg	713
2.2 Sarcină osie, încărcare pe față		Kg	391
2.3 Sarcină osie, liber față		Kg	71
2.3 Sarcină osie, liber spate		Kg	33

Cauciucuri/Șasiuri

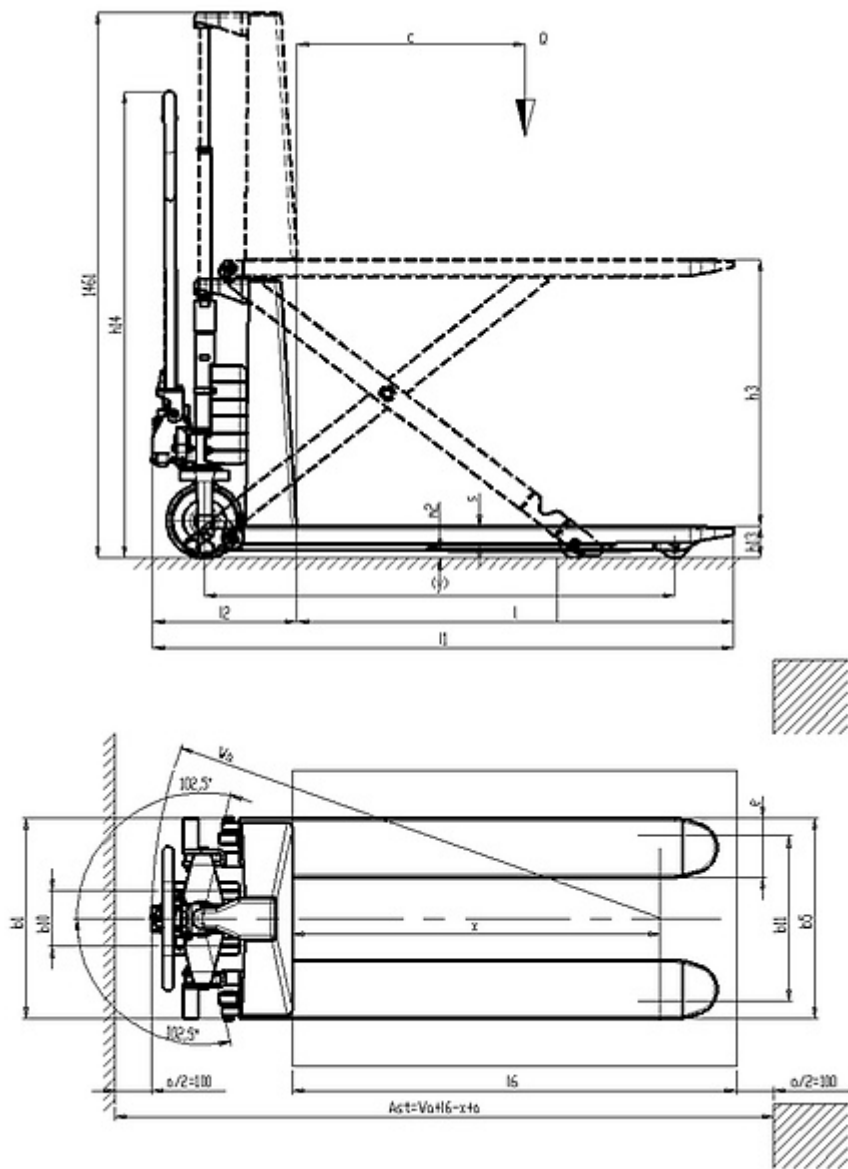
3.1 Cauciucuri: roți direcție			POLY.I./ NYLON
3.1 Cauciucuri: transportoare cu role			POLY.I.
3.2 Mărime cauciuc: roți direcție - Lățime		mm	45
3.2 Mărime cauciuc: roți direcție - Diametru		mm	200
3.3 Mărime cauciuc: transportoare cu role - Diametru		mm	80
3.3 Mărime cauciuc: transportoare cu role - Lățime		mm	50
3.5 Dimensiune cauciuc: roți spate		nr	2
3.6 Ecartament, față	b10	mm	155
3.7 Ecartament, spate	b11	mm	447

Dimensiuni

4.4 Înălțime stivuitor	h3	mm	715
4.9 Înălțime manetă în poziția de deplasare, max	h14	mm	1250
4.9 Height of tiller in drive position min	h14	mm	415
4.15 Înălțime, coborât	h13	mm	85
4.19 Lungime globală	l1	mm	1526
4.20 Distanța până la suprafața frontală a furcilor	l2	mm	376
4.21 Lățime globală	b1	mm	540
4.22 Dimensiuni furcă - grosime	s	mm	48
4.22 Dimensiuni furcă - Lățime	e	mm	160
4.22 Dimensiuni furcă - Lungime	l	mm	1150
4.25 Distanța între furci	b5	mm	540
4.32 Gardă la sol și mijloc ampatament	m2	mm	21
4.34 Lățime culoar	Ast	mm	2019
4.35 Rază de virare	Wa	mm	1369

Performante

5.2 Viteză de ridicare, încărcat		m/s	62
5.2 Viteză de ridicare, descărcat		m/s	30
5.3 Viteză de coborâre, încărcat		m/s	0.06
5.3 Viteză de coborâre, descărcat		m/s	0.04



The information is aligned with the Data file at the time of download. Printed on 06/03/2019 (ID 626)

©2019 | PR INDUSTRIAL s.r.l. | All rights reserved | Image shown may not reflect actual package. Specifications subject to change without notice

